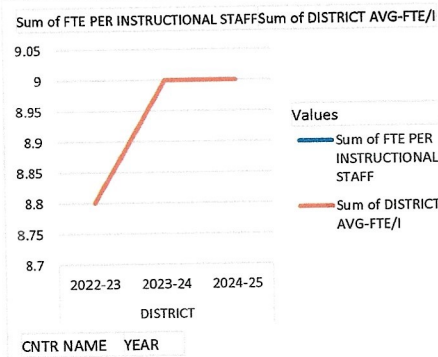
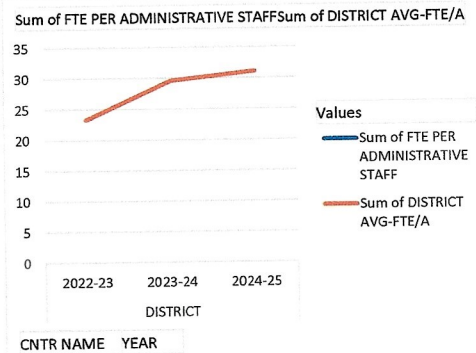


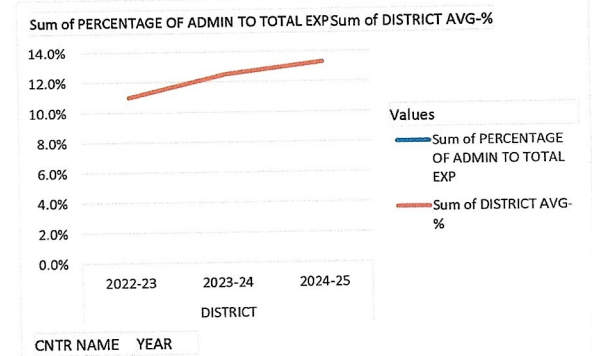
Row Labels	Sum of FTE PER INSTRUCTIONAL STAFF	Sum of DISTRICT AVG-FTE/I
DISTRICT		
2022-23	8.8	8.8
2023-24	9	9
2024-25	9	9



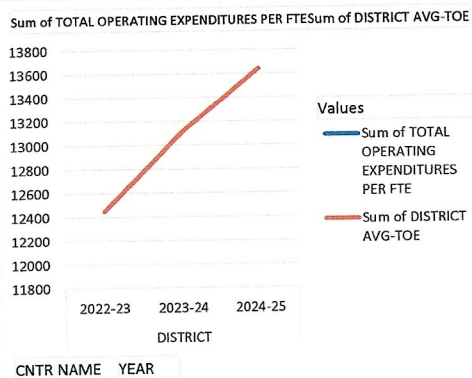
Row Labels	Sum of FTE PER ADMINISTRATIVE STAFF	Sum of DISTRICT AVG-FTE/A
DISTRICT		
2022-23	23.3	23.3
2023-24	29.6	29.6
2024-25	31.1	31.1



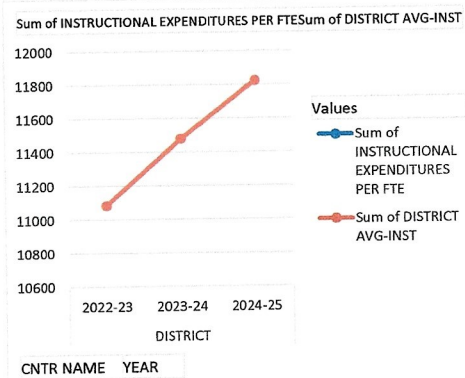
Row Labels	Sum of PERCENTAGE OF ADMIN TO TOTAL EXP	Sum of DISTRICT AVG-%
DISTRICT		
2022-23	11.0%	11.0%
2023-24	12.5%	12.5%
2024-25	13.3%	13.3%



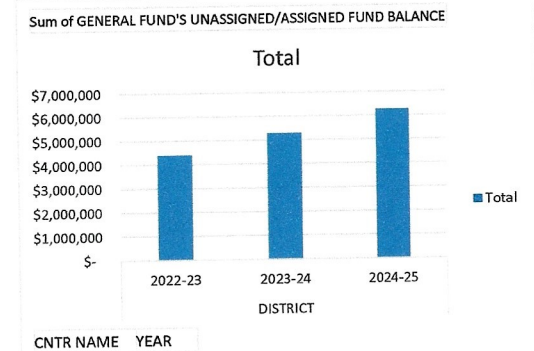
Row Labels	Sum of TOTAL OPERATING EXPENDITURES PER FTE	Sum of DISTRICT AVG-TOE
DISTRICT		
2022-23	12448	12448
2023-24	13114	13114
2024-25	13640	13640



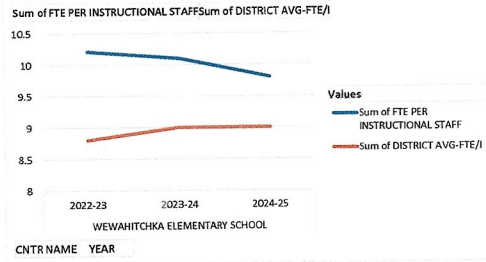
Row Labels	Sum of INSTRUCTIONAL EXPENDITURES PER FTE	Sum of DISTRICT AVG-INST
DISTRICT		
2022-23	11084	11084
2023-24	11479	11479
2024-25	11824	11824



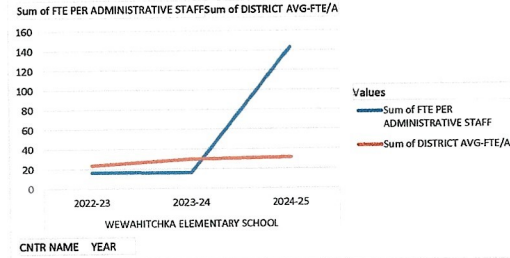
Row Labels	Sum of GENERAL FUND'S UNASSIGNED/ASSIGNED FUND BALANCE
DISTRICT	
2022-23	\$ 4,409,350
2023-24	\$ 5,295,832
2024-25	\$ 6,263,053



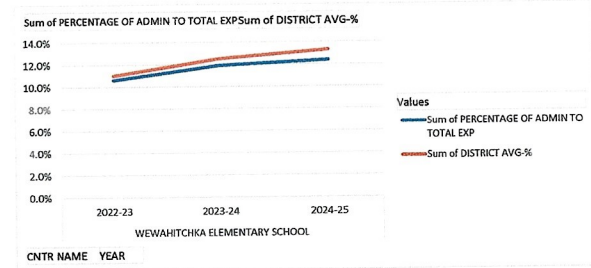
Row Labels	Sum of FTE PER INSTRUCTIONAL STAFF	Sum of DISTRICT AVG-FTE/I
WEWAHITCHKA ELEMENTARY SCHOOL		
2022-23	10.21	8.8
2023-24	10.1	9
2024-25	9.8	9



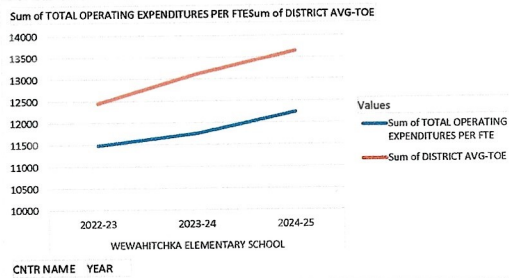
Row Labels	Sum of FTE PER ADMINISTRATIVE STAFF	Sum of DISTRICT AVG-FTE/A
WEWAHITCHKA ELEMENTARY SCHOOL		
2022-23	16.3	23.3
2023-24	15.87	29.6
2024-25	143.2	31.1



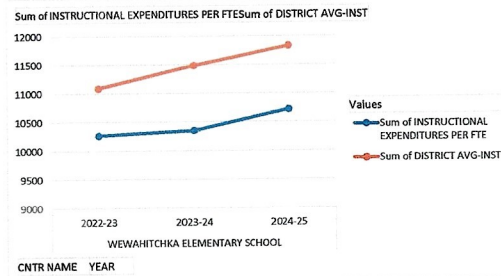
Row Labels	Sum of PERCENTAGE OF ADMIN TO TOTAL EXP	Sum of DISTRICT AVG-%
WEWAHITCHKA ELEMENTARY SCHOOL		
2022-23	10.6%	11.0%
2023-24	11.9%	12.5%
2024-25	12.4%	13.3%



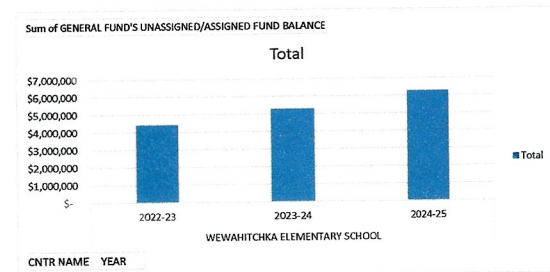
Row Labels	Sum of TOTAL OPERATING EXPENDITURES PER FTE	Sum of DISTRICT AVG-TOE
WEWAHITCHKA ELEMENTARY SCHOOL		
2022-23	11482	12448
2023-24	11747	13114
2024-25	12231	13640



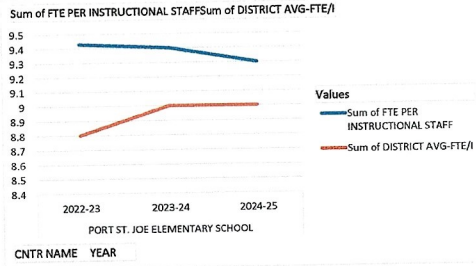
Row Labels	Sum of INSTRUCTIONAL EXPENDITURES PER FTE	Sum of DISTRICT AVG-INST
WEWAHITCHKA ELEMENTARY SCHOOL		
2022-23	10264	11084
2023-24	10349	11479
2024-25	10719	11824



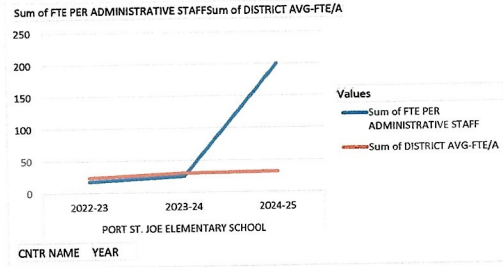
Row Labels	Sum of GENERAL FUND'S UNASSIGNED/ASSIGNED FUND BALANCE
WEWAHITCHKA ELEMENTARY SCHOOL	
2022-23	\$ 4,409,350
2023-24	\$ 5,295,832
2024-25	\$ 6,263,053



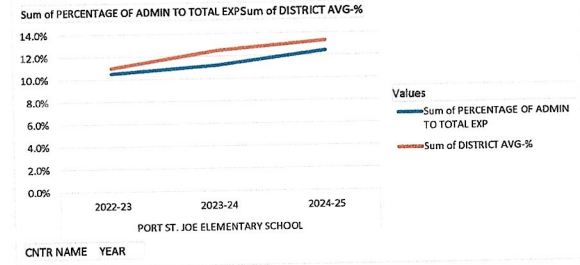
Row Labels	Sum of FTE PER INSTRUCTIONAL STAFF	Sum of DISTRICT AVG-FTE/I
PORT ST. JOE ELEMENTARY SCHOOL		
2022-23	9.43	8.8
2023-24	9.4	9
2024-25	9.3	9



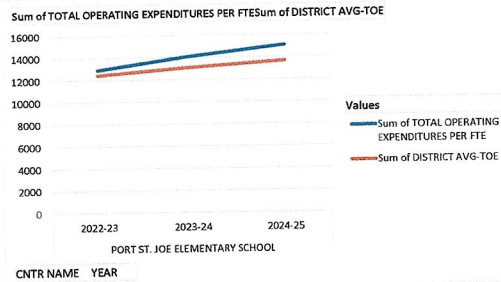
Row Labels	Sum of FTE PER ADMINISTRATIVE STAFF	Sum of DISTRICT AVG-FTE/A
PORT ST. JOE ELEMENTARY SCHOOL		
2022-23	17.3	23.3
2023-24	24.78	29.6
2024-25	200.2	31.1



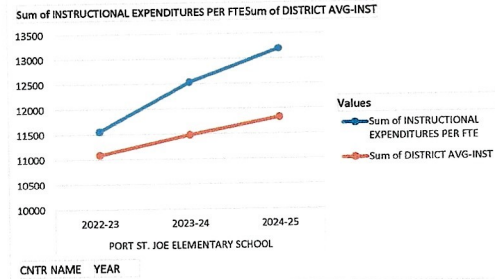
Row Labels	Sum of PERCENTAGE OF ADMIN TO TOTAL EXP	Sum of DISTRICT AVG-%
PORT ST. JOE ELEMENTARY SCHOOL		
2022-23	10.5%	11.0%
2023-24	11.2%	12.5%
2024-25	12.4%	13.3%



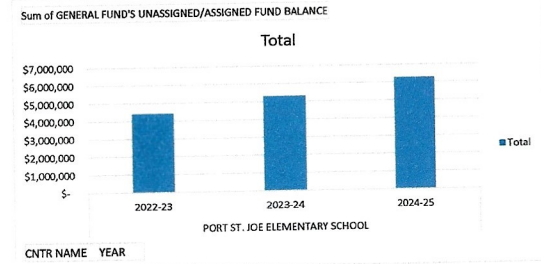
Row Labels	Sum of TOTAL OPERATING EXPENDITURES PER FTE	Sum of DISTRICT AVG-TOE
PORT ST. JOE ELEMENTARY SCHOOL		
2022-23	12908	12448
2023-24	14112	13114
2024-25	15057	13640



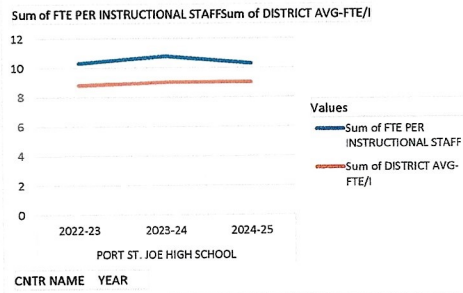
Row Labels	Sum of INSTRUCTIONAL EXPENDITURES PER FTE	Sum of DISTRICT AVG-INST
PORT ST. JOE ELEMENTARY SCHOOL		
2022-23	11552	11084
2023-24	12532	11479
2024-25	13190	11824



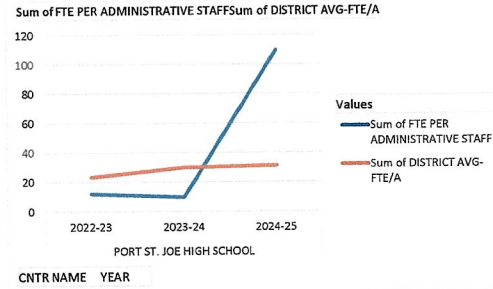
Row Labels	Sum of GENERAL FUND'S UNASSIGNED/ASSIGNED FUND BALANCE
PORT ST. JOE ELEMENTARY SCHOOL	
2022-23	\$ 4,409,350
2023-24	\$ 5,295,832
2024-25	\$ 6,263,053



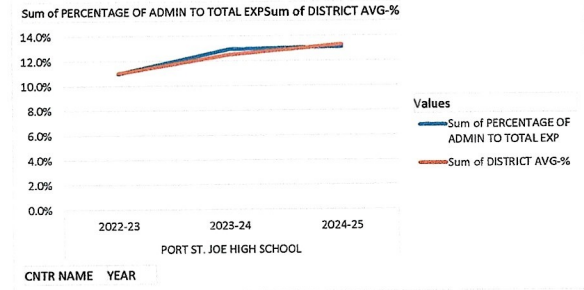
Row Labels	Sum of FTE PER INSTRUCTIONAL STAFF	Sum of DISTRICT AVG-FTE/I
PORT ST. JOE HIGH SCHOOL		
2022-23	10.32	8.8
2023-24	10.8	9
2024-25	10.3	9



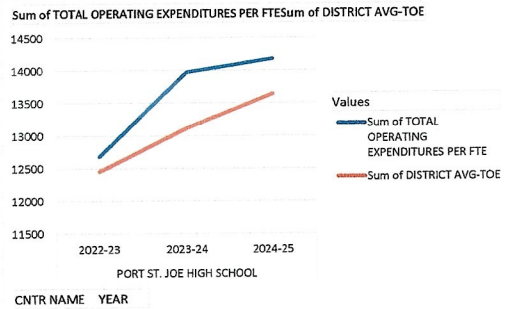
Row Labels	Sum of FTE PER ADMINISTRATIVE STAFF	Sum of DISTRICT AVG-FTE/A
PORT ST. JOE HIGH SCHOOL		
2022-23	12.1	23.3
2023-24	9.53	29.6
2024-25	109.5	31.1



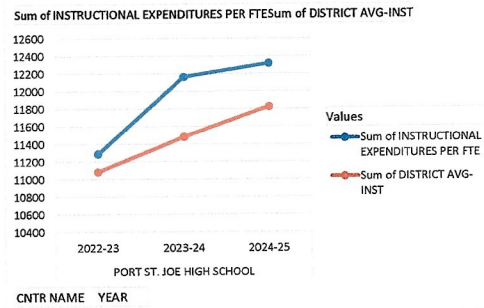
Row Labels	Sum of PERCENTAGE OF ADMIN TO TOTAL EXP	Sum of DISTRICT AVG-%
PORT ST. JOE HIGH SCHOOL		
2022-23	11.0%	11.0%
2023-24	12.9%	12.5%
2024-25	13.1%	13.3%



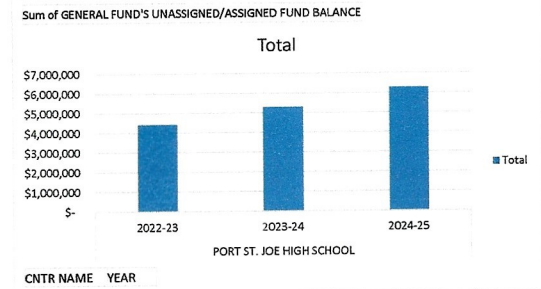
Row Labels	Sum of TOTAL OPERATING EXPENDITURES PER FTE	Sum of DISTRICT AVG-TOE
PORT ST. JOE HIGH SCHOOL		
2022-23	12678	12448
2023-24	13970	13114
2024-25	14176	13640



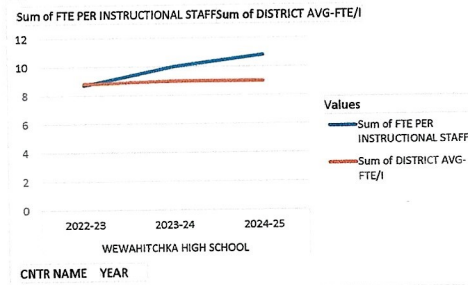
Row Labels	Sum of INSTRUCTIONAL EXPENDITURES PER FTE	Sum of DISTRICT AVG-INST
PORT ST. JOE HIGH SCHOOL		
2022-23	11287	11084
2023-24	12162	11479
2024-25	12316	11824



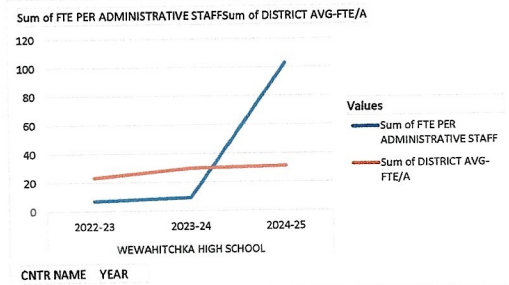
Row Labels	Sum of GENERAL FUND'S UNASSIGNED/ASSIGNED FUND BALANCE
PORT ST. JOE HIGH SCHOOL	
2022-23	\$ 4,409,350
2023-24	\$ 5,295,832
2024-25	\$ 6,263,053



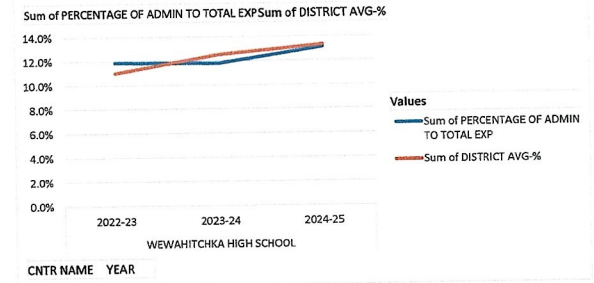
Row Labels	Sum of FTE PER INSTRUCTIONAL STAFF	Sum of DISTRICT AVG-FTE/I
WEWAHITCHKA HIGH SCHOOL		
2022-23	8.71	8.8
2023-24	10	9
2024-25	10.8	9



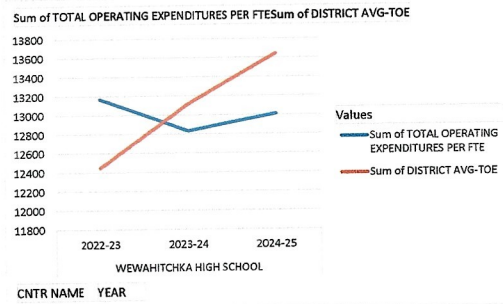
Row Labels	Sum of FTE PER ADMINISTRATIVE STAFF	Sum of DISTRICT AVG-FTE/A
WEWAHITCHKA HIGH SCHOOL		
2022-23	6.9	23.3
2023-24	9.01	29.6
2024-25	102.8	31.1



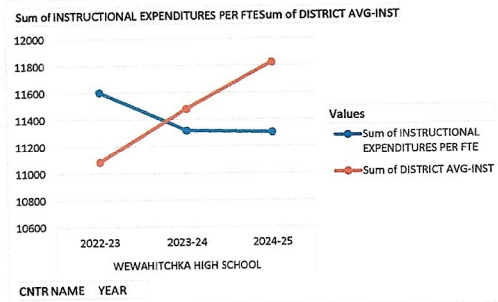
Row Labels	Sum of PERCENTAGE OF ADMIN TO TOTAL EXP	Sum of DISTRICT AVG-%
WEWAHITCHKA HIGH SCHOOL		
2022-23	11.9%	11.0%
2023-24	11.8%	12.5%
2024-25	13.1%	13.3%



Row Labels	Sum of TOTAL OPERATING EXPENDITURES PER FTE	Sum of DISTRICT AVG-TOE
WEWAHITCHKA HIGH SCHOOL		
2022-23	13167	12448
2023-24	12832	13114
2024-25	13010	13640



Row Labels	Sum of INSTRUCTIONAL EXPENDITURES PER FTE	Sum of DISTRICT AVG-INST
WEWAHITCHKA HIGH SCHOOL		
2022-23	11604	11084
2023-24	11317	11479
2024-25	11303	11824



Row Labels	Sum of GENERAL FUND'S UNASSIGNED/ASSIGNED FUND BALANCE
WEWAHITCHKA HIGH SCHOOL	
2022-23	\$ 4,409,350
2023-24	\$ 5,295,832
2024-25	\$ 6,263,053

