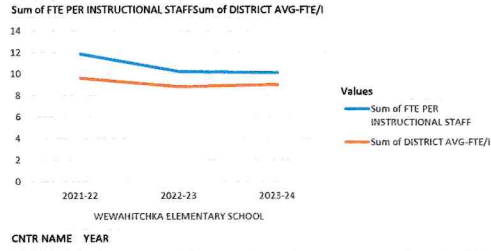
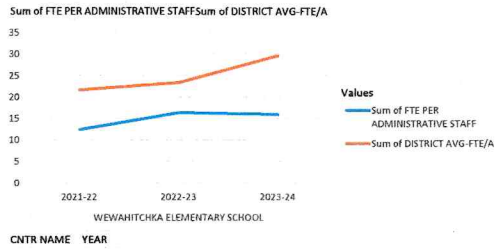


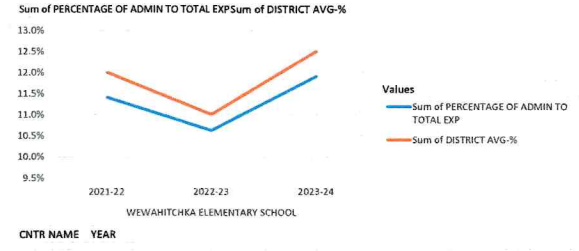
Row Labels	Sum of FTE PER INSTRUCTIONAL STAFF	Sum of DISTRICT AVG-FTE/I
WEWAHITCHKA ELEMENTARY SCHOOL		
2021-22	11.86	9.6
2022-23	10.21	8.8
2023-24	10.1	9



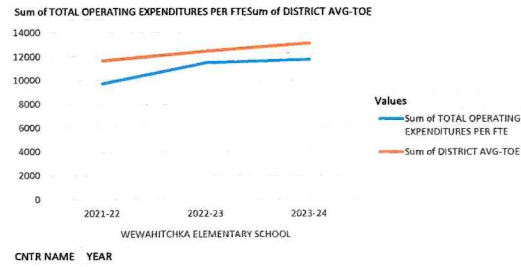
Row Labels	Sum of FTE PER ADMINISTRATIVE STAFF	Sum of DISTRICT AVG-FTE/A
WEWAHITCHKA ELEMENTARY SCHOOL		
2021-22	12.4	21.6
2022-23	16.3	23.3
2023-24	15.87	29.6



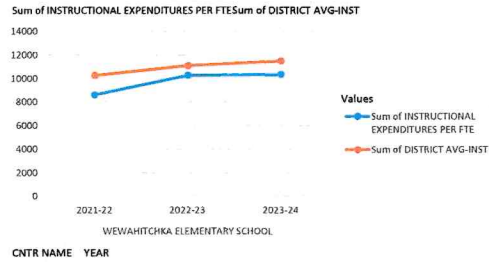
Row Labels	Sum of PERCENTAGE OF ADMIN TO TOTAL EXP	Sum of DISTRICT AVG-%
WEWAHITCHKA ELEMENTARY SCHOOL		
2021-22	11.4%	12.0%
2022-23	10.6%	11.0%
2023-24	11.9%	12.5%



Row Labels	Sum of TOTAL OPERATING EXPENDITURES PER FTE	Sum of DISTRICT AVG-TOE
WEWAHITCHKA ELEMENTARY SCHOOL		
2021-22	9700	11643
2022-23	11482	12448
2023-24	11747	13114



Row Labels	Sum of INSTRUCTIONAL EXPENDITURES PER FTE	Sum of DISTRICT AVG-INST
WEWAHITCHKA ELEMENTARY SCHOOL		
2021-22	8593	10258
2022-23	10264	11084
2023-24	10349	11479



Row Labels	Sum of GENERAL FUND'S UNASSIGNED/ASSIGNED FUND BALANCE
WEWAHITCHKA ELEMENTARY SCHOOL	
2021-22	\$ 3,911,722
2022-23	\$ 4,409,350
2023-24	\$ 5,295,832

