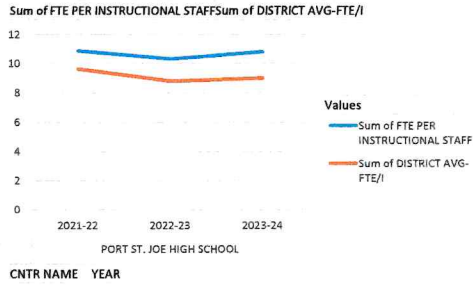
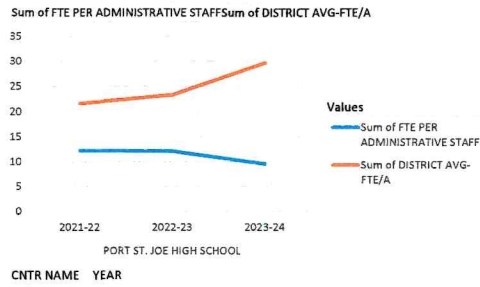


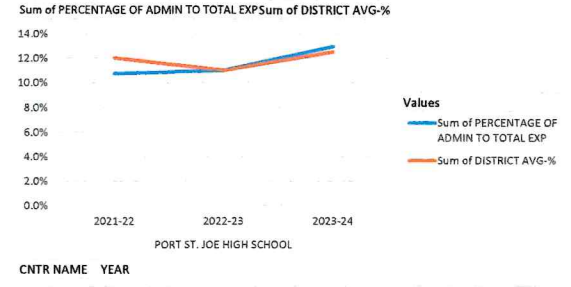
| Row Labels | Sum of FTE PER INSTRUCTIONAL STAFF | Sum of DISTRICT AVG-FTE/I |
|---------------------------------|------------------------------------|---------------------------|
| PORT ST. JOE HIGH SCHOOL | | |
| 2021-22 | 10.87 | 9.6 |
| 2022-23 | 10.32 | 8.8 |
| 2023-24 | 10.8 | 9 |



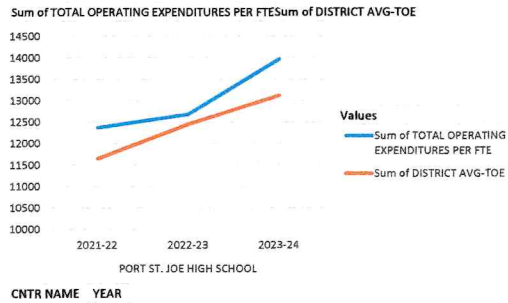
| Row Labels | Sum of FTE PER ADMINISTRATIVE STAFF | Sum of DISTRICT AVG-FTE/A |
|---------------------------------|-------------------------------------|---------------------------|
| PORT ST. JOE HIGH SCHOOL | | |
| 2021-22 | 12.2 | 21.6 |
| 2022-23 | 12.1 | 23.3 |
| 2023-24 | 9.53 | 29.6 |



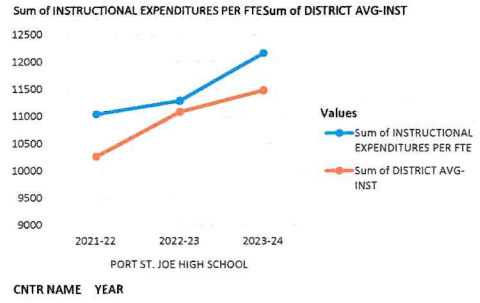
| Row Labels | Sum of PERCENTAGE OF ADMIN TO TOTAL EXP | Sum of DISTRICT AVG-% |
|---------------------------------|---|-----------------------|
| PORT ST. JOE HIGH SCHOOL | | |
| 2021-22 | 10.7% | 12.0% |
| 2022-23 | 11.0% | 11.0% |
| 2023-24 | 12.9% | 12.5% |



| Row Labels | Sum of TOTAL OPERATING EXPENDITURES PER FTE | Sum of DISTRICT AVG-TOE |
|---------------------------------|---|-------------------------|
| PORT ST. JOE HIGH SCHOOL | | |
| 2021-22 | 12362 | 11643 |
| 2022-23 | 12678 | 12448 |
| 2023-24 | 13970 | 13114 |



| Row Labels | Sum of INSTRUCTIONAL EXPENDITURES PER FTE | Sum of DISTRICT AVG-INST |
|---------------------------------|---|--------------------------|
| PORT ST. JOE HIGH SCHOOL | | |
| 2021-22 | 11035 | 10258 |
| 2022-23 | 11287 | 11084 |
| 2023-24 | 12162 | 11479 |



| Row Labels | Sum of GENERAL FUND'S UNASSIGNED/ASSIGNED FUND BALANCE |
|---------------------------------|--|
| PORT ST. JOE HIGH SCHOOL | |
| 2021-22 | \$ 3,911,722 |
| 2022-23 | \$ 4,409,350 |
| 2023-24 | \$ 5,295,832 |

