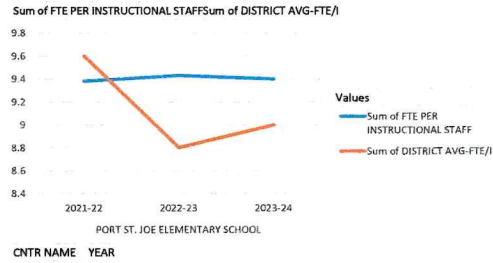
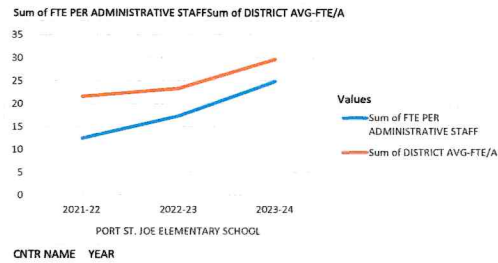


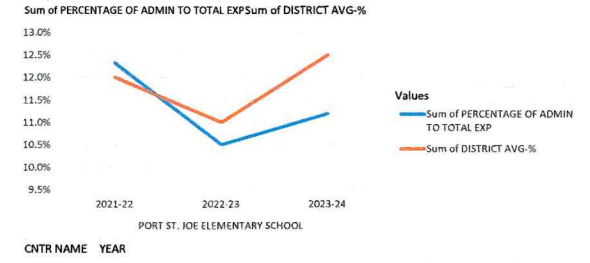
Row Labels	Sum of FTE PER INSTRUCTIONAL STAFF	Sum of DISTRICT AVG-FTE/I
PORT ST. JOE ELEMENTARY SCHOOL		
2021-22	9.38	9.6
2022-23	9.43	8.8
2023-24	9.4	9



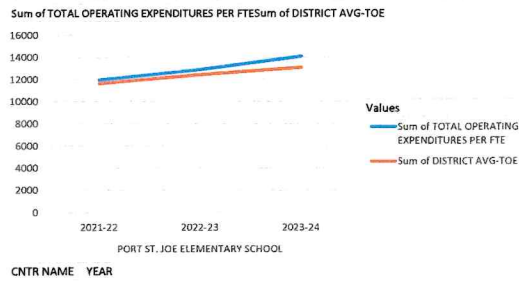
Row Labels	Sum of FTE PER ADMINISTRATIVE STAFF	Sum of DISTRICT AVG-FTE/A
PORT ST. JOE ELEMENTARY SCHOOL		
2021-22	12.4	21.6
2022-23	17.3	23.3
2023-24	24.78	29.6



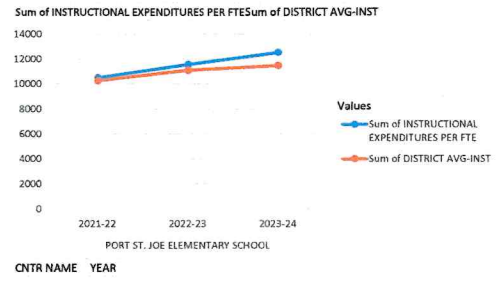
Row Labels	Sum of PERCENTAGE OF ADMIN TO TOTAL EXP	Sum of DISTRICT AVG-%
PORT ST. JOE ELEMENTARY SCHOOL		
2021-22	12.3%	12.0%
2022-23	10.5%	11.0%
2023-24	11.2%	12.5%



Row Labels	Sum of TOTAL OPERATING EXPENDITURES PER FTE	Sum of DISTRICT AVG-TOE
PORT ST. JOE ELEMENTARY SCHOOL		
2021-22	11944	11643
2022-23	12908	12448
2023-24	14112	13114



Row Labels	Sum of INSTRUCTIONAL EXPENDITURES PER FTE	Sum of DISTRICT AVG-INST
PORT ST. JOE ELEMENTARY SCHOOL		
2021-22	10473	10258
2022-23	11552	11084
2023-24	12532	11479



Row Labels	Sum of GENERAL FUND'S UNASSIGNED/ASSIGNED FUND BALANCE
PORT ST. JOE ELEMENTARY SCHOOL	
2021-22	\$ 3,911,722
2022-23	\$ 4,409,350
2023-24	\$ 5,295,832

